

A Light at the End of the Tunnel



Sharmin Mossavar-Rahmani	Chief Investment Officer
Brett Nelson	Head of Tactical Asset Allocation
Silvia Ardagna	Managing Director
Venkatesh Balasubramanian	Managing Director
Matthew Weir	Managing Director
Ylber Bajraktari	Vice President
Matheus Dibo	Vice President
Kelly Han	Vice President
Matthieu Walterspiler	Vice President
Harm Zebregs	Vice President

The most important question on all our minds is when and where will we see a light at the end of the tunnel. This question pertains to three areas:

1. Healthcare:

- What can we expect in terms of diagnostics so there is more data on the number of infections and a better understanding of the fatality rate?
- When will we know if the rapid increase in infections has peaked and follows the path observed in China?

- When will we know if any of the therapies that are being developed are effective?
- Will a vaccine be developed soon enough to protect front-line healthcare workers and ultimately the broader population?

2. The Economy:

- How deep and prolonged will this recession be?
- What has the Federal Reserve done to ameliorate the illiquidity and volatility in the financial markets?
- What are the Federal Government's fiscal stimulus plans and will they put a floor on the decline in US GDP?
- Are other central banks and governments instituting similar measures in other parts of the world?

3. Client Portfolios:

- How much further can the equity markets decline?
- Is this the time to add to equity positions or totally de-risk the portfolios?
- If the recommendation is to add to risk, then what is the most to effective way to do so?

The purpose of this *Sunday Night Insight* is to address these questions as best as we can, factoring in the immense uncertainty we mentioned as early as February 4 in our first Covid-19 client call, but also factoring in the herculean monetary and fiscal policy measures announced around the world over the last several weeks.

Healthcare

We begin with a review of the key points made on our Covid-19 client call on Friday, March 20, to see whether one can realistically expect a light at the end of this pandemic tunnel in the foreseeable future. Our guest speakers were as follows:

For Diagnostics:

- **Stephen H. Rusckowski**, Chairman, CEO and President, Quest Diagnostics
- **Thomas Schinecker**, CEO, Roche Diagnostics

For Therapies and Vaccines:

- **Leonard S. Schleifer**, Founder, President & CEO, Regeneron Pharmaceutical
- **Stéphane Bancel**, CEO, Moderna
- **Pablo Tebas**, Professor of Medicine, Hospital of the University of Pennsylvania

For State of the Healthcare System and Covid-19 Insights:

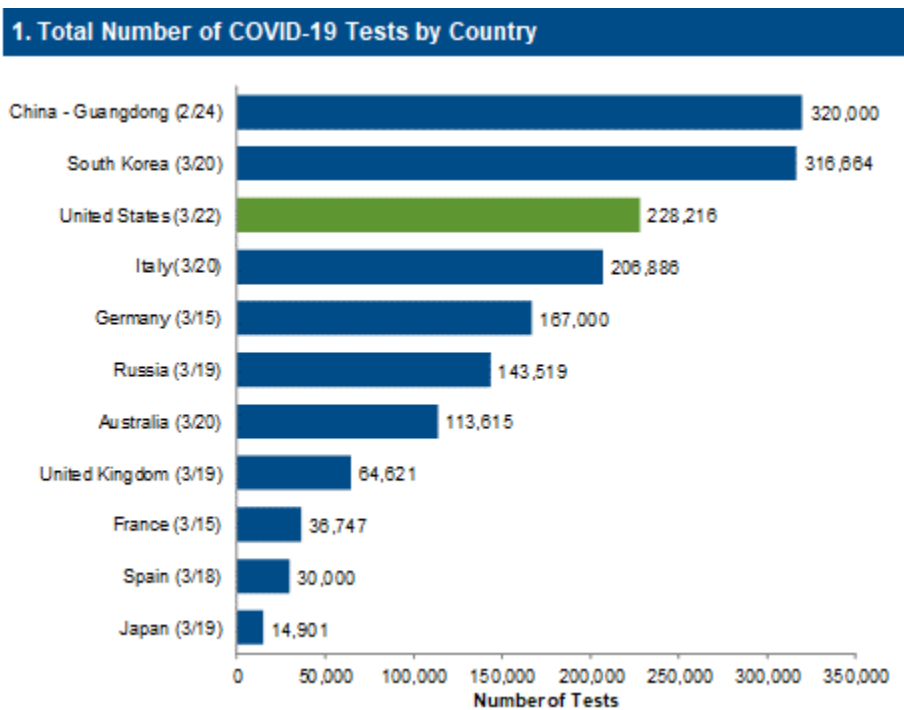
- **Peter Slavin**, President, Massachusetts General Hospital
- **Barry Bloom**, Professor of Public Health, Harvard T.H. Chan School of Public Health

Our observations are based on their commentaries.

Diagnostics

As many of you already know, the US has faced a number of challenges with testing for the virus, ranging from capacity constraints as the US Centers for Disease Control and Prevention (CDC) was initially the only institution that could confirm infections, to problems with reagents used in the kits, to availability of lab materials for testing people.

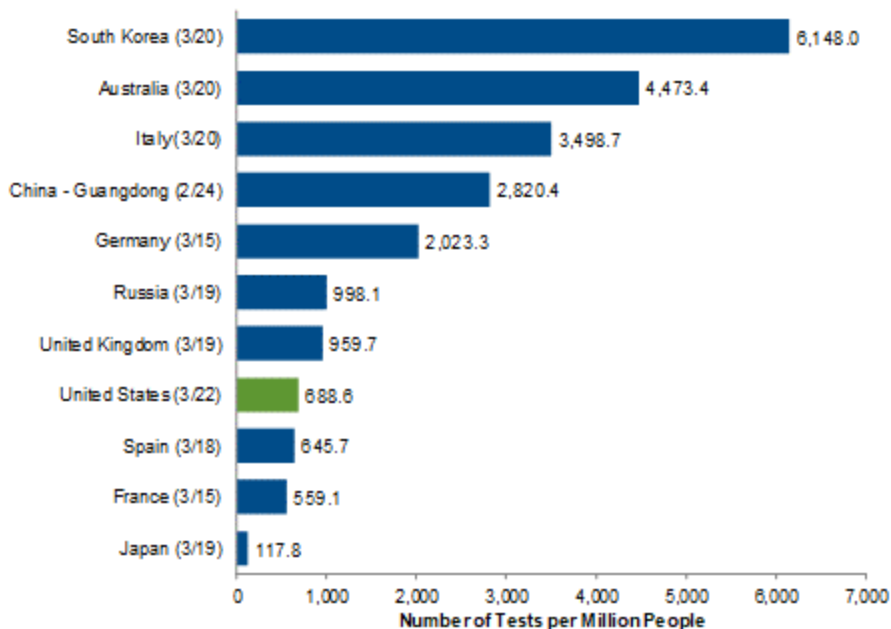
To put the limitations of the US testing capacity in perspective, the number of tests performed in the US relative to other countries—both absolutely and relative to population size—is shown below in Exhibits 1 and 2.



Data as of March 22, 2020.

Source: Investment Strategy Group, Our World in Data, The COVID Tracking Project.

2. Number of COVID-19 Tests per Million People by Country



Data as of March 22, 2020.

Source: Investment Strategy Group, Our World in Data, The COVID Tracking Project.

However, healthcare companies and members of the medical community have ramped up their efforts significantly over the last month since they received approvals from the CDC and the Food and Drug Administration (FDA) to develop their own tests. Both Roche Diagnostics and Quest Diagnostics provided extensive information on the various platforms used for testing and the extent to which they have increased and continue to increase testing capacity.

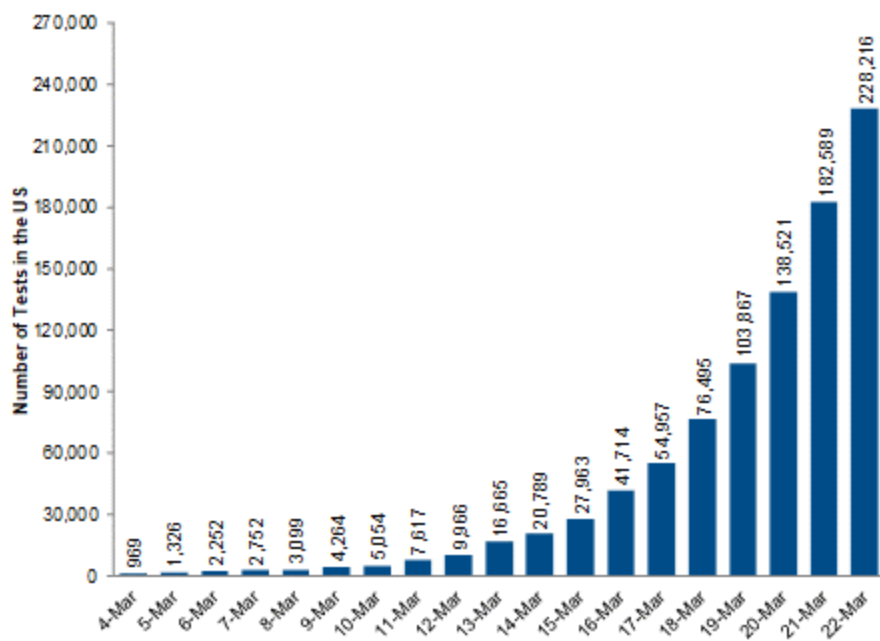
Roche began shipping their initial 400,000 test kits for their large throughput systems called cobas 6800 and cobas 8800 on March 13, a day after they received approval from the FDA. Cobas 6800 provides 1,440 results in 24 hours, and cobas 8800 provides 4,128 results in 24 hours. They are manufacturing 900,000 tests per week and believe their testing kits will support 5 million tests per month.

Quest Diagnostics has similarly increased their capacity for testing in their laboratories after they and other laboratories in the US received approval from the FDA on February 29. Quest has increased its capacity from zero on March 1 to 20,000 tests per day by March 20; Steve Rusckowski suggested that other large laboratories such as LabCorp were at similar levels.

However, a few bottlenecks remain. These include having staff to correctly collect the specimens, having enough swabbing equipment to collect specimens, having adequate specimen transport material, and getting the specimens to the laboratories in a timely fashion. The Federal Emergency Management Agency (FEMA) initiated their first testing site in a CVS parking lot in Massachusetts on Thursday, March 19th.

The impact of the ramp-up in efforts is best seen in the trajectory of the number of tests over the last few weeks (see Exhibit 3). Steve Rusckowski expects that the nation's testing demand will be met in the next two to three weeks. There certainly seems to be a light at the end of the diagnostics tunnel.

3. Total Number of COVID-19 Tests in the US Over Time



Data as of March 22, 2020.

Source: Investment Strategy Group, The COVID Tracking Project.

Therapies and Vaccines

The Milken Institute has been tracking the number of institutions working on therapies and vaccines in different stages of development all over the world: the current estimate is 58 treatment therapies and 43 vaccines.¹

Regeneron shared their two-pronged approach to dealing with Covid-19. The first approach is to leverage what is already “on the shelf.” For example, Kevzara is an already approved drug that is used to treat rheumatoid arthritis by creating a fully human antibody that blocks a receptor called cytokine interleukin-6 that causes inflammation. Regeneron shared that this drug has been used in China in an “uncontrolled” approach, but has had some encouraging results. Regeneron has initiated a phase 2/3 trial to properly test the efficacy of this drug. If successful, it would be used to reduce lung inflammation arising from Covid-19 for the critically ill.

The second approach is to recreate antibodies that one would ordinarily get from a vaccine. Regeneron has isolated virus-neutralizing, fully human antibodies that have been developed in their Velocimmune mice; these antibodies are then manufactured through recombinant DNA. This approach was used to fight Ebola successfully in the Congo. Regeneron expects to begin testing in June and producing the antibodies on a larger scale in late summer.

There is also considerable work being done on vaccines using more innovative biotechnology. The National Institute of Health dosed its first participant in a Phase 1 study with Moderna’s messengerRNA-1273 vaccine (mRNA) on March 16. In this new class of medicine, the mRNA is injected in the muscle to instruct human cells to produce the virus protein which will, in turn, teach the body to make a productive antibody, thereby mimicking a natural infection. Phase 1 is expected to enroll 45 healthy adult volunteers between the ages of 18 to 55 over approximately six weeks. The goal of the Phase 1 study is to gather data on the safety and immunogenicity (ability of the vaccine to induce an immune response in participants). If Phase 1 and the

subsequent Phase 2 demonstrate safety and good immunogenicity, Moderna is optimistic that they may be able to provide vaccinations by the fall of 2020 for emergency personnel, doctors, nurses, and others on the front line of defense against the pandemic. Broader-based availability would be in the fall of 2021.

Interestingly, if the virus mutates, Moderna believes that they can easily adapt their vaccine to the new genetic sequence of the virus.

Inovio is working on a similar concept, but based on a DNA vaccine rather than an mRNA-based one. They expect to start clinical trials in a few weeks. However, as pointed out by Dr. Tebas, Phase 1 trials look at safety and immunogenicity, but Phase 3 trials measure efficacy of the vaccine over a larger group of people to see if the vaccine actually prevents people from getting Covid-19. He reiterated the time table suggested by other speakers: Phase 1 in multiple organizations has already started or is starting soon, Phase 2 with larger trials possibly including high-risk populations and first responders, and Phase 3 expected in the fall of 2020.

One of the very interesting points raised by Leonard Schleifer of Regeneron was one of serological testing, which is used to determine who has already had an infection. On March 17, a team of scientists, led by Dr. Florian Krammer of the Icahn School of Medicine at Mount Sinai in New York, published a paper showing how their test can measure the level of antibodies in a patient.² This test can be used to identify recovered patients who could then donate their SARS-CoV-2 antibody-rich serum to help treat critically ill patients. According to Dr. Krammer, another key application of these tests would be to identify people who have likely developed immunity to the virus, especially among hospital staff. These virus-resistant staff could then take on front-line jobs during the pandemic by delivering care to patients with minimal risk to themselves or others.

One of the most frequently asked questions is the efficacy of chloroquine or hydro chloroquine combined with the antibiotic azithromycin in treating the virus. The inquiry is the result of a mid-January report from China translated into English with no data, and a subsequent report by a group of French doctors with 36 patients. According to Dr. Barry Bloom, these drugs are currently being investigated in a more systematic scientific manner, but the current data is more anecdotal. Dr. Leonard Schleifer, M.D., also cautioned our clients “not to jump on late night infomercial equivalents,” referring to therapies that have not yet been rigorously tested.

While the light at the end of the therapies and vaccines tunnel is not shining brightly, it is still visible. The amount of talent and resources devoted to addressing both the virus and the disease is immense, and it is hard to imagine that these efforts, as discussed by our panel of experts, will not yield any successful results in the near future. We believe there is room for a modicum of optimism.

State of the Healthcare System and Covid-19 Insights

Where the light at the end of the tunnel is shining somewhat dimly is in the healthcare system. Dr. Peter Slavin, President of Massachusetts General Hospital—which is ranked number 2 in the US News Best Hospitals Honor Roll—shared some of his insights. The hospital is actively freeing up capacity by canceling elective surgeries and leveraging telemedicine to reduce outpatient visits to the hospital. They are even using telemedicine between patients with Covid-19 and hospital staff to minimize the number of staff visits into patients’ rooms, thereby protecting the staff and preserving personal protective equipment (PPE).

Dr. Slavin’s greatest concern at this time is the potential shortages of N-95 masks, personal protective equipment, and ventilators, as well as the turnaround time for testing results. He

estimated that the US might need 3.5 billion masks during this pandemic, while national stockpiles typically have 12.5 million masks.

He was hopeful that industry and the US government will mobilize quickly enough to address these shortcomings, especially given President Trump's signing of the Defense Production Act. FEMA has said they are shipping masks and Vice President Pence has stated they have ordered "hundreds of millions" of N-95 masks. The Department of Defense announced on March 17 that they would make up to 5 million respirator masks and other personal protective equipment available from their strategic reserves. Two thousand deployable ventilators that are different than civilian ventilators will also be made available. In New York State, Governor Cuomo said the state would be sending 1 million masks to NYC and 500,000 to Long Island, in addition to purchasing 6,000 additional ventilators.

FEMA will also be supplying four large federal medical stations with 1,000 beds each in New York City and eight such stations with 2,000 beds each in California.

While all the stockpiles of important equipment are not yet in place, the public and private sectors are mobilizing on a rapid scale.

Finally, Dr. Barry Bloom reiterated what he has mentioned in past calls. It is imperative to implement stringent social distancing to prevent infected people from transmitting to other people. It is equally imperative to have extensive testing. In the absence of extensive testing, it is impossible to know where the growth rate of infections has been successfully curtailed.

The Economy

There are four issues to consider as we examine the economic perspective: the depth and length of a recession in the US, the efficacy of monetary policy and liquidity-enhancing measures by the Federal Reserve, the force and impact of the forthcoming fiscal stimulus in the US, and the strength of similar measures elsewhere in the world.

We believe that there is an emerging light at the end of the economic tunnel.

Depth and Length of a US Recession

Our colleague, Jan Hatzius, Chief Economist and head of Global Investment Research, and his team updated their forecast for US GDP. Extensive social distancing (the panacea for the pandemic emphasized by Dr. Boom) has led to a "sudden stop for the US economy."³

While there will be a surge in healthcare consumption, other areas of consumer spending are forecast to decline, from 15% for education services to as much as 85% for sports and entertainment and 90% for casino gambling and package tours.

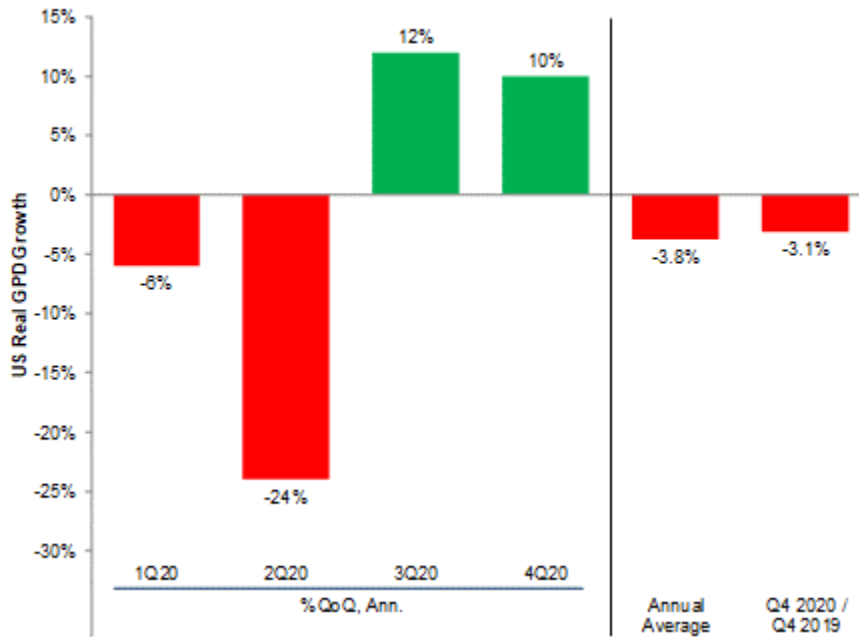
Manufacturing, which was already expected to decline due to supply-chain disruption from China and a decline in exports, is expected to decline by 20%, partly driven by the closure of automobile manufacturing plants.

Homebuilding and business structures investment is expected to decline by 25%.

In aggregate, US GDP is forecasted to decline 3.8% on an annual average basis, or 3.1% if we compare the fourth quarter of 2020 to that of 2019. The quarterly path for this growth rate is shown in Exhibit 4. Jan Hatzius and his team note that a 24% decline in Q2 is two-and-a-half

times greater than the next-largest quarterly GDP decline on record, which was seen in the first quarter of 1958.

4. US Real GDP Growth in 2020 – GS GIR Projections



Data as of March 22, 2020.

Source: Goldman Sachs Global Investment Research.

These numbers assume that by the summer, social distancing has been effective in slowing the pace of infections, warmer weather will further contribute to the reduction in new infections, and there will be some progress on therapies and vaccines discussed above.

Federal Reserve Policies

The Federal Reserve has been very aggressive in its response to the coronavirus pandemic with the following measures:

- The Federal Open Market Committee (FOMC) cut the Federal Funds rate by 50 basis points on March 3 and another 100 basis points on March 15, lowering the target rate to a 0–0.25% range.
- Interest on Excess Reserves was reduced to 0.10% from 1.10%.
- The Reverse Repurchase Program offering rate was cut to zero from 1.00%.
- Interest rates charged on standing swap lines with five foreign central banks were lowered to 0.25% from 0.50%.
- The FOMC directed the Federal Reserve Bank of New York to begin asset purchases of Treasury securities and Agency Mortgage-Backed Securities to total at least \$700 billion.

- The discount rate was cut to 0.25% from 1.75%, and depository institutions were encouraged to utilize intraday credit on both a collateralized and uncollateralized basis.
- The reserve requirement ratios were reduced to zero effective March 26, so that depository institutions can support lending to households and businesses.

The Federal Reserve also instituted a number of liquidity facilities to ensure liquidity in the short-term debt markets:

- Primary Dealer Credit Facility
- Commercial Paper Funding Facility
- Money Market Mutual Fund Liquidity Facility

Fiscal Stimulus Policies

The total size of the expected fiscal stimulus is large and widespread. While Phase 1 and Phase 2 of the fiscal stimulus were small at about \$100 billion each, Phase 3 is expected to be about \$1.3 trillion, for a total fiscal stimulus that amounts to about 7.5% of GDP. This compares to the American Recovery and Reinvestment Act of 2009, in response to the Global Financial Crisis, which was about \$800 billion. That stimulus package was about 5% of GDP and spread over two years. This package is not only larger as a percentage of GDP, but also more concentrated in 2020.

The expected package, which may well be voted on by the Senate on Monday, is broad-based. Based on the Republican text released by the Senate earlier on Sunday, the package has three goals:

- *Keep workers paid and employed*, which includes support to small businesses to keep their workers employed, unemployment insurance provisions, tax credit for individuals, and provisions for businesses, such as deferring employer-paid taxes.
- *Provide enhancements to the healthcare system*, which includes improvements in the medical supply chain, requiring the strategic national stockpile to include certain medical supplies, expedited health device approvals, protection for healthcare workers, and rapid development of vaccines and expedited immunization. It also includes teacher loan forgiveness and suspended student loan payments for six months.
- *Stabilize the economy*, which includes an emergency stabilization fund (ESF) for businesses and municipalities, funding to airlines, air cargo and businesses critical to national security, temporary relief to community banks, and emergency funding for Covid-19 health response such as funds for hospitals, veteran's healthcare, vaccines and therapeutics, funds for airports, FEMA disaster relief fund and public transportation emergency relief fund.

We believe that this a very significant package in terms of both size and the range of sectors covered by the bill. Of course, passage of this Phase 3 package may require further market pressure, as was the case with the \$700 billion Troubled Asset Relief Program (TARP) in 2008. Recall that although leaders on both sides of the aisle had announced a tentative deal on Sunday evening, the bill failed to pass its initial vote on Monday, September 29, 2008. Yet the

ensuing nearly 9% drop in the S&P 500 in the wake of the failed vote ultimately led to the bill's passage just days later. Given that neither party will want to be blamed for withholding much-needed aid to American voters, we think it is highly likely that this bill passes.

Global Monetary and Fiscal Policies

On a more global basis, developed and emerging market countries across the world have undertaken significant monetary and fiscal policy stimulus measures.

On the monetary side, measures have included lowering benchmark interest rates (except in Japan and the Eurozone, since their rates were already in negative territory), asset purchases including broadening the range of assets that would be purchased, lending facilities for small and medium enterprises, and easing some capital requirements for banks.

On the fiscal side, BCA estimates that governments have or will be introducing \$2.49 trillion of fiscal stimulus, which amounts to 3% of the GDP of these countries.⁴ The countries included in their estimates range from the United States with a 7% of GDP fiscal package, to China at 3%, Germany at 4%, Japan at 6% including “cash handouts,” Spain at 9%, and Canada at 2%.

In aggregate, the level of monetary and fiscal stimulus is monumental in size and breadth. Some observers believe that these measures will have no impact on alleviating a demand shock created by the social distancing that has ground many sectors of economies to a halt. There is no doubt that the only catalysts for a sustainable recovery will be the significant reduction in the spread of Covid-19 and the discovery of therapies and vaccines.

However, in the interim, these measures will reduce the burden on households and workers with limited income, they will help certain industries—large, medium, and small—weather the storm, they will lower the cost of financing the debt to fund some of the programs, they will substantially reduce the freezing of the capital markets as witnessed in 2008, and they will help stimulate the recovery once it unfolds. In our view, these measures certainly provide a notable light at the end of the tunnel.

Client Portfolios

As we debate whether we should recommend adding additional risk to portfolios or sit on the sidelines until there is greater clarity on the impact of the Covid-19 pandemic, we consider three questions:

1. Has the market already discounted the potential fallout from the pandemic?
2. What is the scope for further downside as the news in the US and some parts of the world deteriorates for several weeks, if not longer?
3. If China is a template for the path of infections and resumption of economic activity, what is the potential upside when we emerge from this crisis?

What has been discounted?

Turning to the first question, it is important to remember that the stock market is forward-looking. The dramatic decline in equity prices—and the pace at which it unfolded—reflect the market's

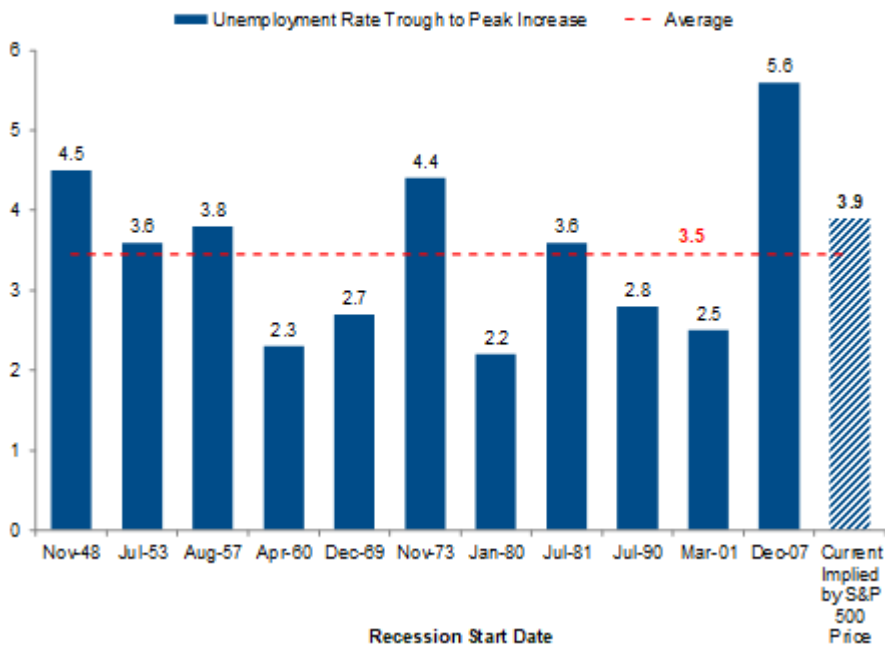
attempt to discount the equally sudden and sizable decline in economic activity that is soon to result from nationwide containment efforts. Thus, while there is ample bad news ahead of us—higher confirmed virus cases, significant negative revisions to GDP growth and corporate earnings, a spike in unemployment claims, etc.—the market has moved lower in anticipation of these events.

The key uncertainty is whether the market is discounting a recession that is driven by a GDP decline of over 3% for all of 2020 as forecast by Jan Hatzius, as discussed earlier, or whether the market could decline further as the path to that annual GDP decline is realized, particularly since GIR's forecast features a 24% QoQ annualized decline in Q2.

While it is impossible to precisely determine what is priced into the stock market—particularly when the daily movements in stocks are equivalent to a typical year's worth of gains or losses—the below observations suggest that risk assets have already priced in an above-average recession:

- The S&P 500 has suffered a 32% peak-to-trough decline from its highs in February, exceeding the 30% average downdraft during a recession. Based on our models, the market's decline is consistent with a significant rise in the unemployment rate to 7.4%, nearly 4 percentage points above its current level. The average increase during a recession in the post-WWII period is 3.5 percentage points (see Exhibit 5).

5. Historical Trough to Peak Increase in the Unemployment Rate vs. Current Market-Implied Increase



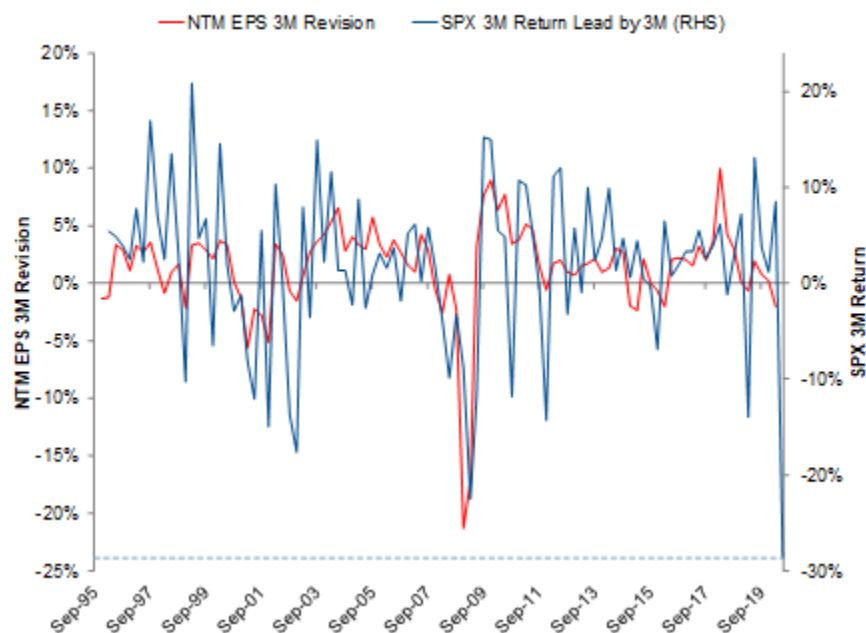
Data as of March 22, 2020.

Source: Investment Strategy Group, Bloomberg, FactSet.

- The market's decline is consistent with a negative revision of more than 20 percentage points to corporate earnings growth over the next three months, based on the historical

relationship between these two series (see Exhibit 6). This would match the worst three-month earnings revisions seen during the financial crisis.

6. S&P 3M Price Return Lead by 3M vs. NTM EPS 3M Revision



Data as of March 22, 2020.

Source: Investment Strategy Group, Bloomberg, FactSet.

- Valuation spreads—which measure the valuation difference between the cheapest and average stock, rather than the aggregate valuation of all stocks—stand more than 4 standard deviations above their mean and at levels last seen at the peak of the financial crisis.
- The CBOE VIX Index—which measures expectations for future volatility—rose to its highest level ever, exceeding even the peak seen during the global financial crisis.
- Cross-asset movements tell a similar recessionary tale: commodities have fallen about 27% from their peak, consistent with the typical 30% recessionary outcome, while global currency volatility has risen 10 percentage points from its trough, compared to 9 percentage points in recessions. Finally, high yield spreads have exceeded 1,000 basis points, a level only exceeded during recessions historically.

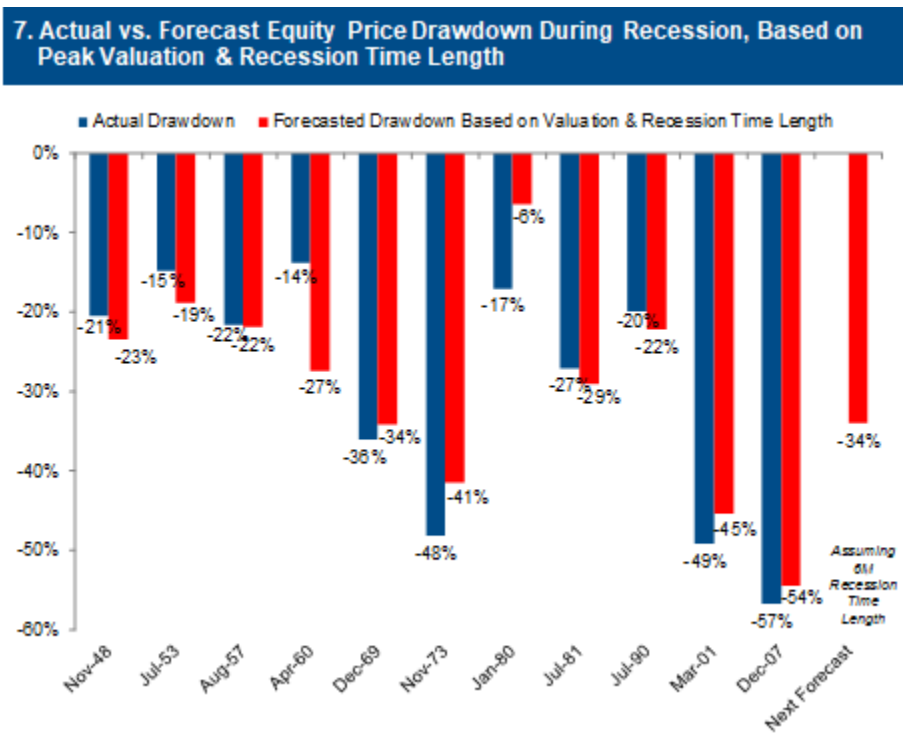
What is the scope for further downside?

Despite the sizable declines seen so far, prices could decline further as events unfold in a way that is worse than market expectations. As the number of cases and fatalities continues to increase, investors could decide the uncertainty of the pandemic is simply too great. Or if Q2 GDP declines by the 50% that James Bullard, President of the Federal Reserve Bank of St. Louis, raised as a possibility during an interview with Bloomberg, there is clearly scope for further declines.⁵

Below, we have used historical relationships to estimate potential downside under different fundamental scenarios. We emphasize, however, that these are not our expected downside targets, as prices may never reach these levels. At the same time, these levels could be exceeded even if the fundamental developments are as expected, as fear combined with poor liquidity often drives markets to overshoot in the short run.

These approaches suggest a range of S&P 500 prices from 1950–2234, with an average of around 2100:

- A model based on the starting valuation of the market and the length of the recession has explained about 83% of the variation of past bear market declines. Assuming that the recession is relatively short-lived—consistent with the sharp but temporary shocks seen in China and South Korea—this model suggests an S&P 500 level of 2234 (see Exhibit 7). The same model would imply an S&P 500 level of 1963 if the recession were to match the historical median recession length of 10 months.



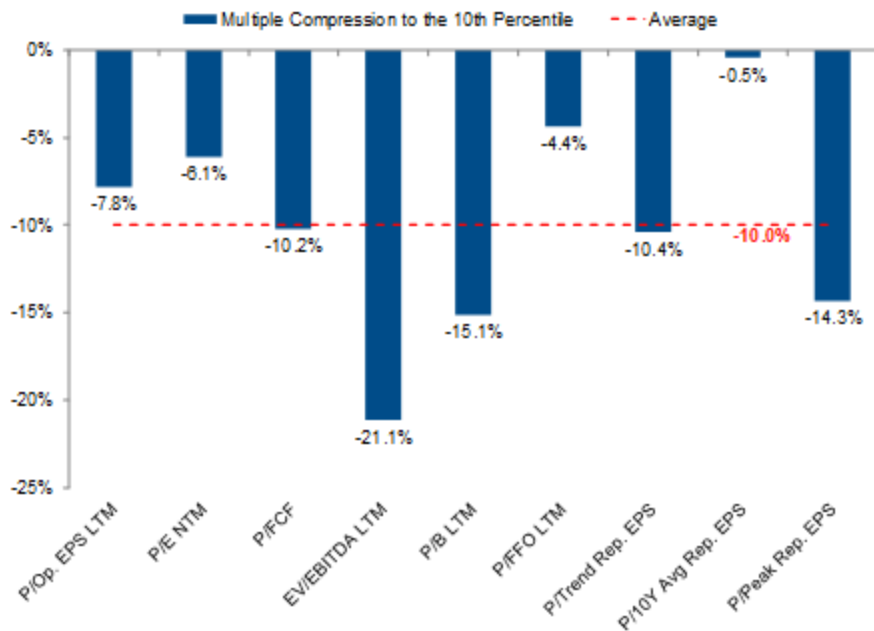
Data as of March 22, 2020.

Source: Investment Strategy Group, Bloomberg, FactSet.

- The average P/E ratio on trough corporate earnings at market bottoms during periods of low and stable inflation has been around 17x. If we apply that to our newly lowered 2020 EPS estimate range of \$120-125, that implies an S&P 500 level of 2040–2125.
- If the increase in the unemployment rate (U3 rate) for 2020 were to match that seen in the financial crisis (i.e. an increase of 5.6 percentage points), that would imply a 9.1% U3 rate and S&P 500 level of 2120 based on our models. Note GIR expects the U3 rate to reach 9%.

- If we assume all the valuation metrics shown in Exhibit 8 were to fall to their lowest historical decile, it would imply an S&P 500 level of 2074. Note our commonly used decile valuation chart—which currently stands in its sixth decile—is based on all post-WWII valuation data, whereas this analysis focuses on the low and stable inflation period that has existed in the US since the mid-1990s. Such periods of low and stable inflation have supported higher valuations historically.

8. Multiple Compression from Current to Reach the 10th Percentile Values Since 1996 April



Data as of March 22, 2020.

Source: Investment Strategy Group, Bloomberg, FactSet, S&P Global.

- If the equity risk premium—which is estimated by the difference between the earnings yield of the market less the 10-year Treasury yield—were to reach the average of the highest point during the financial crisis and the highest point at the time of the 2011 US debt downgrade selloff, it would imply an S&P 500 level of 1950, assuming yields fell to 0.5%.

What is the potential upside?

While economic and profit growth are set to be dismal in the second quarter, forward-looking equity markets are likely to focus on the sequential path of growth from there. If the US is able to bring the virus under control in the coming months, economic activity should resume in the second half of this year and into 2021. That recovery should be aided by the sizable fiscal and monetary stimulus that was put in place during the crisis.

The implication is that a recovery in economic and corporate earnings growth, coupled with the removal of election uncertainty, is likely to leave the market higher than current levels over the next 1-2 years:

- The recovery in GDP growth in 2021 implies around \$170 of earnings next year. If the equity risk premium reverted to its post-crisis average of 4.4% and the 10-year Treasury yields stood at 1.25% by yearend, this would imply an S&P 500 level of 3009.
- The history of 25%-or-greater drawdowns in the S&P 500 in less than 3 months shows that the average maximum gain over the following year was 28%, while the same figure over the next two years was a gain for 49%. Taking the one-year number at face value would imply an S&P 500 level of 2950.
- The average of these two approaches would imply the S&P 500 reaches 2980, consistent with our new 2950–3050 year-end target range.

The foregoing suggests that the market has already priced in a recessionary outcome and that the potential upside from current levels (S&P 500 up 30% by year-end) is more than twice as large as the potential downside (S&P 500 dipping by 3–15%, depending on the fundamental approach used). This risk/reward is similar to that calculated by our colleagues in GIR, who have an S&P 500 year-end target of 3000 but see risk that the market trades to 2000 first.

A lynchpin of realizing that upside is that the virus is contained in the first half of this year, following the template of both China and South Korea.

To be clear, we are not trying to call the bottom in the market. No market participant can predict the top or bottom in any market with consistency. What an investor can do, however, is assess whether the contemplated investment offers an attractive return, under a reasonable set of assumptions, to justify the amount of risk that must be assumed. Given the recent market decline, we think the compensation for taking that risk has become attractive enough to slowly increase exposure, provided one has excess liquidity and an appropriate strategic asset allocation which provides staying power.

As we highlighted in last week's *Sunday Night Insight*, there are several ways to incrementally add to one's S&P 500 exposure:

- Remove portfolio hedging strategies
- Rebalance risk positions that have declined in value
- Use options in place of direct purchases of risk assets
- Slowly scale into direct purchases of risk assets

All of these approaches are appropriate in our view. However, a client needs to consider their own utility function and aversion to any further losses at a time of such heightened uncertainty before proceeding.

Clearly, in our view, there is a light at the end of this pandemic tunnel. As more and better testing kits become available, as eventual therapies and vaccines are introduced or unexpected ones such as the serological testing developments are made known, and the public and private sectors provide greater resources for the healthcare system, fear will abate. At the same time, massive monetary and fiscal policy stimulus on a global basis will be taking hold and partially offsetting the hit from Covid-19. If clients can see past the bumpy road to the light at the end of the tunnel, we recommend implementing such strategies opportunistically as outlined above.

Endnotes:

- (1) Milken Institute, "COVID-19 Treatment and Vaccine Tracker," March 20, 2020.
- (2) Gretchen Vogel, "New Blood Tests for Antibodies Could Show True Scale of Coronavirus Pandemic," *Science*, March 19, 2020.
- (3) US Economics Group, "A Sudden Stop for the US Economy," Goldman Sachs Global Investment Research, March 20, 2020.
- (4) BCA, "Global Fiscal Policy Response," March 19, 2020.
- (5) Steve Matthews, "U.S. Jobless Rate May Soar to 30%, Fed's Bullard Says," Bloomberg, March 22, 2020.

This report includes forward-looking statements. These statements are not historical facts, but instead represent only the Firms' presenting beliefs regarding future events, many of which, by their nature, are inherently uncertain and outside of the Firms' control. Forward-looking statements include statements about the potential efficacy of diagnostic kits, therapies, vaccines and their potential impact on the global outbreak of a novel strain of coronavirus (COVID-19). Any impact of these measures on the results of the companies presenting or on financial markets or national economies more broadly is uncertain. As at the time of this report, the COVID-19 outbreak is resulting in widespread disruption to financial markets and normal patterns of business activity across the world and has led to significant market volatility and accommodative monetary policies by global central banks and companies around the world activating business continuity planning (BCP) strategies to safeguard the well-being of employees, the continued operation of critical functions and the support of clients. The extent of the impact of these measure on the COVID-19 outbreak and on the companies' operational and financial performance, and on the markets and national economies more generally, will depend on future developments including the efficacy of these measures and the duration and continued spread of the outbreak.

The statements in this report are current only as of their date, March 22, 2020. For a discussion of some of the risks and important factors that could affect the Firms' future results and financial condition, please refer to their quarterly reports filed on Form 10-Q and their Annual Reports filed on Form 10-K along with their other public reporting, including in particular the "Risk Factors" included therein.

We have expressed views from various sources including experts in the medical and pharmaceutical community. These views may be different than other views in the medical and/or pharmaceutical community.

Goldman Sachs is a global financial institution and may do business with companies mentioned in this Insights piece. As a result, the Firm may have conflicts of interest. The speakers were selected due to their expertise in their respective areas.

This material represents the views of the Investment Strategy Group ("ISG") in the Consumer and Investment Management Division of Goldman Sachs. It is not financial research or a product of Goldman Sachs Global Investment Research ("GIR") and may vary significantly from those expressed by individual portfolio management teams within CIMD or other groups of Goldman Sachs.

Investment Strategy Group ("ISG"). ISG is focused on asset allocation strategy formation and market analysis for PWM. ISG material represents the views of ISG in the Consumer Investment Management Division ("CIMD") of GS. It was not prepared in compliance with applicable provisions of law designed to promote the independence of financial analysis and is not subject to a prohibition on trading following the distribution of financial research. If shown, ISG Model Portfolios are provided for illustrative purposes only. Your actual asset allocation may look significantly different based on your particular circumstances and risk tolerance. If a model performance calculation is provided, it assumes that (1) each asset class was owned in accordance with the recommended weight; (2) all tactical tilts were implemented at the time the recommendation was made; and (3) the portfolio was rebalanced every time a tactical tilt change was made and at the end of every quarter (unless a tactical tilt was made within a month of quarter-end). If model performance is shown, it is calculated using the daily returns (actual or interpolated) of indices that ISG believes are representative of the asset classes included in the model. Results shown reflect the total return but generally do not take into account any investment management fees, commissions or other transaction expenses, which would reduce returns. The results shown reflect the reinvestment of dividends and other earnings. All returns are pre-tax and are not adjusted for inflation. Additional information about the model portfolio performance calculation, including asset class benchmarks used for modeling performance and a history of tactical tilts, is available upon request.

Entities Providing Services. This presentation is intended only to facilitate your discussions with the applicable Goldman Sachs entity including, but not limited to, Goldman Sachs & Co. LLC, Goldman Sachs International, Goldman Sachs AG, Goldman Sachs Bank (Europe) plc, Goldman Sachs Paris Inc. et Cie., Goldman Sachs (Monaco) S.A.M., Goldman Sachs Saudi Arabia, Goldman Sachs Bank AG, GS International, Sucursal en Espana, Goldman Sachs (Asia) L.L.C, Goldman Sachs (Singapore) Pte (Company Number: 19862165W), Goldman Sachs Australia Pty Limited, and Brazil by Goldman Sachs do Brasil Banco Múltiplo S.A. as to the opportunities available to our private wealth management clients. In connection with its

distribution in the United Kingdom, this material has been issued and approved by Goldman Sachs International which is authorised by the Prudential Regulation Authority and regulated by the Financial Conduct Authority and Prudential Regulation Authority. This material has been approved for issue in the United Kingdom solely for the purposes of Section 21 of the Financial Services and Markets Act 2000 by GSI, Plumtree Court, 25 Shoe Lane, London EC4A 4AU; by Goldman Sachs Canada, in connection with its distribution in Canada; in the United States by Goldman Sachs & Co. LLC; in Hong Kong by Goldman Sachs (Asia)L.L.C.; in Korea by Goldman Sachs (Asia) L.L.C., Seoul Branch; in Japan by Goldman Sachs(Japan) Ltd; in Australia by Goldman Sachs Australia Pty Ltd (ACN 006 797 897); and in Singapore by Goldman Sachs (Singapore) Pte. (Company Number: 19862165W).

Options. Options involve risk and are not suitable for all investors. The purchase of options can result in the loss of an entire investment and the risk of uncovered options is potentially unlimited. You must read and understand the current Options Disclosure Document before entering into any options transactions. The booklet entitled Characteristics and Risk of Standardized Options can be obtained from your PWM team or at <http://www.theocc.com/about/publications/character-risks.jsp>. A secondary market may not be available for all options. Transaction costs may be significant in option strategies that require multiple purchases and sales of options, such as spreads. Supporting documentation for any comparisons, recommendations, statistics, technical data, or other information will be supplied upon request.

Derivatives. Investments that involve futures, equity swaps, and other derivatives give rise to substantial risk and are not available to or suitable for all investors.

No Distribution; No Offer or Solicitation. This material may not, without Goldman Sachs' prior written consent, be (i) copied, photocopied or duplicated in any form, by any means, or (ii) distributed to any person that is not an employee, officer, director, or authorized agent of the recipient. This material is not an offer or solicitation with respect to the purchase or sale of a security in any jurisdiction in which such offer or solicitation is not authorized or to any person to whom it would be unlawful to make such offer or solicitation. This material is a solicitation of derivatives business generally, only for the purposes of, and to the extent it would otherwise be subject to, §§ 1.71 and 23.605 of the U.S. Commodity Exchange Act.

Currencies. Currency exchange rates can be extremely volatile, particularly during times of political or economic uncertainty. There is a risk of loss when an investor has exposure to foreign currency or is in foreign currency traded investments.

Australia: This material is being disseminated in Australia by Goldman Sachs & Co (“GSCo”); Goldman Sachs International (“GSI”); Goldman Sachs (Singapore) Pte (“GSSP”) and/or Goldman Sachs (Asia) LLC (“GSALLC”). In Australia, this document, and any access to it, is intended only for a person that has first satisfied Goldman Sachs that:

- The person is a Sophisticated or Professional Investor for the purposes of section 708 of the Corporations Act 2001 (Cth) (“Corporations Act”); or
- The person is a wholesale client for the purposes of section 761G of the Corporations Act.

No offer to acquire any financial product or interest in any securities or interests of any kind is being made to you in this document. If financial products or interests in any securities or interests of any kind do become available in the future, the offer may be arranged by an appropriately licensed Goldman Sachs entity in Australia in accordance with section 911A(2)(b) of the Corporations Act. Any offer will only be made in circumstances where disclosures and/or disclosure statements are not required under Part 6D.2 or Part 7.9 of the Corporations Act (as relevant).

To the extent that any financial service is provided in Australia by GSCo, GSI, GSSP and/or GSALLC, those services are provided on the basis that they are provided only to “wholesale clients”, as defined for the purposes of the Corporations Act. GSCo, GSI, GSSP and GSALLC are exempt from the requirement to hold an Australian Financial Services Licence under the Corporations Act and do not therefore hold an Australian Financial Services Licence. GSCo is regulated by the Securities and Exchange Commission under US laws; GSI is regulated by the Financial Conduct Authority and the Prudential Regulation Authority under laws in the United Kingdom; GSSP is regulated by the Monetary Authority of Singapore under Singaporean laws; and GSALLC is regulated by the Securities and Futures Commission under Hong Kong laws; all of which differ from Australian laws. Any financial services given to any person by GSCo, GSI, and/or GSSP in Australia are provided pursuant to ASIC Class Orders 03/1100; 03/1099; and 03/1102 respectively.

Brazil. These materials are provided at your request and solely for your information, and in no way constitutes an offer, solicitation, advertisement or advice of, or in relation to, any securities, funds, or products by any of Goldman Sachs affiliates in Brazil or in any jurisdiction in which such activity is unlawful or unauthorized, or to any person to whom it is unlawful or unauthorized. This document has not been delivered for registration to the relevant regulators or financial supervisory bodies in Brazil, such as the Brazilian Securities and Exchange Commission (Comissão de Valores Mobiliários – CVM) nor has its content been reviewed or approved by any such regulators or financial supervisory bodies. The securities, funds, or products described in this document have not been registered with the relevant regulators or financial supervisory bodies in Brazil, such as the CVM, nor have been submitted for approval by any such regulators or financial supervisory bodies. The recipient undertakes to keep these materials as well as the information contained herein as confidential and not to circulate them to any third party.

Chile: Fecha de inicio de la oferta: (i) La presente oferta se acoge a la Norma de Carácter General N° 336 de la Superintendencia de Valores y Seguros de Chile; (ii) La presente oferta versa sobre valores no inscritos en el Registro de Valores o en el Registro de Valores Extranjeros que lleva la Superintendencia de Valores y Seguros, por lo que los valores sobre los cuales ésta versa, no están sujetos a su fiscalización; (iii) Que por tratarse de valores no inscritos, no existe la obligación por parte del emisor de entregar en Chile información pública respecto de estos alores; y (iv) Estos valores no podrán ser objeto de oferta pública mientras no sean inscritos en el Registro de Valores correspondiente.

Dubai: Goldman Sachs International (“GSI”) is authorised and regulated by the Dubai Financial Services Authority (“DFSA”) in the DIFC and the Financial Services Authority (“FSA”) authorized by the Prudential Regulation Authority and regulated by the Financial Conduct Authority and Prudential Regulation Authority in the UK. Registered address of the DIFC branch is Level 5, Gate Precinct Building 1, Dubai International Financial Centre, PO Box 506588, Dubai, UAE and registered office of GSI in the UK is Plumtree Court, 25 Shoe Lane, London EC4A 4AU, United Kingdom. This material is only intended for use by market counterparties and professional clients, and not retail clients, as defined by the DFSA Rulebook. Any products that are referred to in this material will only be made available to those clients falling within the definition of market counterparties and professional clients.

Israel: Goldman Sachs is not licensed to provide investment advice or investment management services under Israeli law.

Singapore: This document has not been delivered for registration to the relevant regulators or financial supervisory bodies in Hong Kong or Singapore, nor has its content been reviewed or approved by any financial supervisory body or regulatory authority. The information contained in this document is provided at your request and for your information only. It does not constitute an offer or invitation to subscribe for securities or interests of any kind. Accordingly, unless permitted by the securities laws of Hong Kong or Singapore, (i) no person may issue or cause to be issued this document, directly or indirectly, other than to persons who are professional investors, institutional investors, accredited investors or other approved recipients under the relevant laws or regulations (ii) no person may issue or have in its possession for the purposes of issue, this document, or any advertisement, invitation or document relating to it, whether in Hong Kong, Singapore or elsewhere, which is directed at, or the contents of which are likely to be accessed by, the public in Hong Kong or Singapore and (iii) the placement of securities or interests to the public in Hong Kong and Singapore is prohibited. Before investing in securities or interests of any kind, you should consider whether the products are suitable for you.

United Arab Emirates: The information contained in this document does not constitute, and is not intended to constitute, a public offer of securities in the United Arab Emirates in accordance with the Commercial Companies Law (Federal Law No. 8 of 1984, as amended) or otherwise under the laws of the United Arab Emirates. This document has not been approved by, or filed with the Central Bank of the United Arab Emirates or the Securities and Commodities Authority. If you do not understand the contents of this document, you should consult with a financial advisor. This document is provided to the recipient only and should not be provided to or relied on by any other person.

United Kingdom: This material has been approved for issue in the United Kingdom solely for the purposes of Section 21 of the Financial Services and Markets Act 2000 by GSI, Plumtree Court, 25 Shoe Lane, London EC4A 4AU. Authorised by the Prudential Regulation Authority and regulated by the Financial Conduct Authority and the Prudential Regulation Authority.

ISG/GIR Forecasts. Economic and market forecasts presented (“forecasts”) reflect either ISG’s or GIR’s views and are subject to change without notice. Forecasts do not take into account specific investment objectives, restrictions, tax and financial situation or other needs of any specific client. Forecasts are subject to high levels of uncertainty that may affect actual performance and should be viewed as merely representative of a broad range of possible outcomes. Forecasts and any return expectations are as of the date of this material, and should not be taken as an indication or projection of returns of any given investment or strategy. Forecasts are estimated, based on capital market assumptions, and are subject to significant revision and may change materially as economic and market conditions change. Any case studies and examples are for illustrative purposes only. If applicable, a copy of the GIR Report used for GIR forecasts is available upon request. Forecasts do not reflect advisory fees, transaction costs, and other expenses a client would have paid, which would reduce return.

This material is for your information only and is not intended to be used by anyone other than you. To the extent this presentation is used by Private Wealth Management, this presentation is intended only to facilitate your discussions with Goldman Sachs as to the opportunities available to our Private Wealth Management clients. This is not an offer or solicitation with respect to the purchase or sale of any security. This presentation is intended only to facilitate your discussions with Goldman Sachs International (“GSI”), who are authorised by the Prudential Regulation Authority and regulated by the Financial Conduct Authority and Prudential Regulation Authority, as to the opportunities available to our retail clients. The presentation is not intended to be used as a general guide to investing, or as a source of any specific investment recommendations, and makes no implied or express recommendations concerning the manner in which any client’s account should or would be handled, as finding the appropriate investment strategies for a client will depend upon the client’s investment objectives.

This presentation does not constitute an offer or solicitation to any person in any jurisdiction in which such offer or solicitation is not authorized or to any person to whom it would be unlawful to make such offer or solicitation. It is the responsibility of any person or persons in possession of this material to inform themselves of and to observe all applicable laws and regulations of any relevant jurisdiction. Prospective investors should inform themselves and take appropriate advice as to any applicable legal requirements and any applicable taxation and exchange control regulations in the countries of their citizenship, residence or domicile which might be relevant to the subscription, purchase, holding, exchange, redemption or disposal of any investments. Information contained herein is believed to be reliable but no warranty is given as to its completeness or accuracy and views and opinions, whilst given in good faith, are subject to change without notice. GSI, and/or its affiliates (together “Goldman Sachs”) and its officers, directors, and employees, including persons involved in the preparation or issuance of this material, may from time to time have “long” or “short” positions in, or buy or sell, or otherwise have a material interest in, the investments mentioned herein or in related investments including, without limitation, securities, commodities, derivatives (including options) or other financial products of companies mentioned herein. In addition, Goldman Sachs may have served as manager or co-manager of a public offering of securities by any such company within the past 12 months and/or may be the only market maker in relation to

investments mentioned herein and/or may be providing significant advice or investment services in relation to investments mentioned herein or related investments or have provided such advice or services within the previous 12 months.

Past performance is not a guide to future performance and the value of investments and the income derived from them can go down as well as up. Future returns are not guaranteed and a loss of principal may occur. Changes in exchange rates may cause the value of an investment to increase or decrease. Some investments may be restricted or illiquid, there may be no readily available market and there may be difficulty in obtaining reliable information about their value and the extent of the risks to which such investments are exposed. Certain investments, including warrants and similar securities, often involve a high degree of gearing or leverage so that a relatively small movement in price of the underlying security or benchmark may result in a disproportionately large movement, unfavorable as well as favorable, in the price of the warrant or similar security. In addition, certain investments, including futures, swaps, forwards, certain options and derivatives, whether on or off exchange, may involve contingent liability resulting in a need for the investor to pay more than the amount originally invested and may possibly result in unquantifiable further loss exceeding the amount invested. Transactions in over-the-counter derivatives involve additional risks as there is no market on which to close out an open position; it may be impossible to liquidate an existing position, to assess the value of a position or to assess the exposure to risk. Investors should carefully consider whether such investments are suitable for them in light of their experience, circumstances and financial resources.

No part of this material may be i) copied, photocopied or duplicated in any form, by any means, or ii) redistributed without the prior written consent of GSI.

Indices are unmanaged, and the figures for the index do not reflect any fees or expenses. We strongly recommend that these factors be taken into consideration before an investment decision is made. Investors cannot invest directly in indices. References to market or composite indices, benchmarks or other measures of relative market performance over a specified period of time ("benchmarks") are provided by Goldman Sachs for your information purposes only. Goldman Sachs does not give any commitment or undertaking that the performance of your account(s) will equal, exceed or track any benchmark. GS may record telephone conversations and monitor emails between GS and you (and any of your authorised, connected or affiliated persons) for the purpose of evidencing your instructions, monitoring quality of service, for compliance and security purposes, otherwise for GS's internal records or where required by Applicable Rules.

This material has been approved for issue in the United Kingdom solely for the purposes of Section 21 of the Financial Services and Markets Act 2000 by GSI, Plumtree Court, 25 Shoe Lane, London, EC4A 4AU, United Kingdom; authorised by the Prudential Regulation Authority; and regulated by the Financial Conduct Authority and the Prudential Regulation Authority. Certain aspects of the investment strategy described in this presentation may from time to time include commodity interests as defined under applicable law.

For investors based / receiving this document in the United Kingdom: This document may contain references to "non-mainstream pooled investments", as defined in the UK Financial Conduct Authority's Handbook of Rules and Guidance (the "FCA Handbook"). Non-mainstream pooled investments include (without limitation) unregulated collective investment schemes and certain structured products. Where this document refers to non-mainstream pooled investments, this document and the non-mainstream pooled investments referred to within it has been provided to you on the basis that you have demonstrated to Goldman Sachs that you fall within an exempt category of person to whom such an investment may lawfully be promoted in accordance with the rules of the FCA Handbook, including without limitation: (a) Certified High Net Worth Investors; (b) Professional or Eligible Counterparty clients; (c) Certified Sophisticated Investors; (d) Certified Self-Sophisticated Investors; or (e) by virtue of this document amounting to an Excluded Communication, as such terms are defined in the FCA Handbook. If you are aware that the above exemptions do not apply or are no longer applicable to you, you must notify Goldman Sachs without delay and you must not pursue any of the investments highlighted in this document.

PURSUANT TO AN EXEMPTION FROM THE U.S. COMMODITY FUTURES TRADING COMMISSION IN CONNECTION WITH ACCOUNTS OF QUALIFIED ELIGIBLE CLIENTS, THIS BROCHURE IS NOT REQUIRED TO BE, AND HAS NOT BEEN, FILED WITH THE COMMODITY FUTURES TRADING COMMISSION. THE COMMODITY FUTURES TRADING COMMISSION DOES NOT PASS UPON THE MERITS OF PARTICIPATING IN A TRADING PROGRAM OR UPON THE ADEQUACY OR ACCURACY OF COMMODITY TRADING ADVISOR DISCLOSURE. CONSEQUENTLY, THE COMMODITY FUTURES TRADING COMMISSION HAS NOT REVIEWED OR APPROVED THIS TRADING PROGRAM OR THIS BROCHURE.

© Copyright 2020 The Goldman Sachs Group, Inc. All rights reserved. Services offered through Goldman Sachs & Co. LLC. and Goldman Sachs International. Member NASD/SIPC.